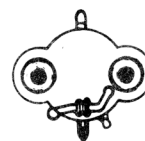
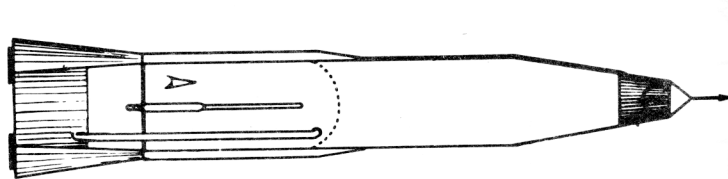


Initial Issue

Characteristics Summary

PILOTLESS SPACECRAFT.....XSM-65A



CONVAIR

Length 81.0 ft Diameter (Nominal) 10.0 ft

AVAILABILITY			PROCUREMENT			
Number available			Number to be delivered in fiscal years			
ACTIVE	RESERVE	TOTAL				

STATUS

1. XSM-65A Mockup (Mockup Inspection Board) Oct 55
2. Initial Design Complete, XSM-65A May 56
3. Static Test, Start of, XSM-65A Oct 56
4. First Flight (Test Vehicle) XSM-65A Apr 57

Navy Equivalent: None

Mfr's Model: - - - -

POWER PLANT

Booster Vernier	
Nr 2* 2**	Type .. Rocket .. Rocket
Rating †135,000 ... 1000	(lb/SL) ‡150,000 ... 1000
Duration .. 125 125	(sec)
Total thrust at Launch	
† 272,000 lb	‡ 302,000 lb
*Gimbaled Pitch ± 6°	
*Yaw and Roll ± 6°	
**Gimbaled Roll - 76°	
† Early "A" Series	
‡ Later "A" Series	

FEATURES

Single-stage Test Vehicle-simulates 1st stage of flight of operational missile
Nose cone carries instrumentation and/or ballast
Missile consists basically of nose cone, LOX tank, fuel tank, and propulsion section
Electronic & control equipment is carried in pods

Max propellant cap:
238,950 lb

GENERAL

Guidance and control are performed during powered flight by a self-contained, pre-set programmed guidance system in conjunction with hydraulically powered control systems. A government furnished guidance subsystem is carried for evaluation purposes.

26 NOV 56

SECRET

XSM-65A

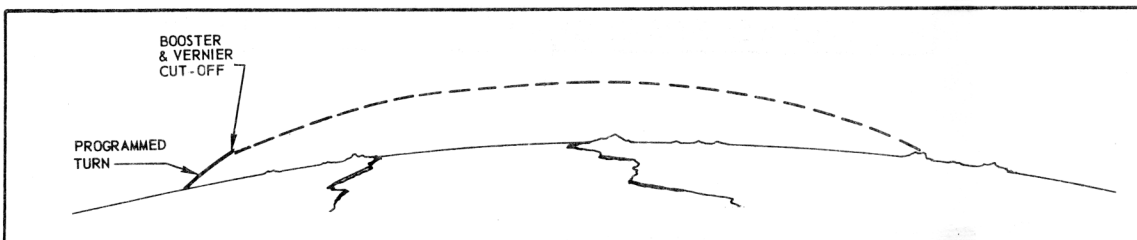
577 c4983

*Performance Basis:
Contractors Estimated Data
on Basis:
to name (E.P.
15 Oct 57)*

CONFIDENTIAL
CLASSIFICATION CANCELLED
(OR CHANGED TO SECRET, R.D.A.E. 11/1957)
DOWNGRADED AT 3 YEAR INTERVALS;
DECLASSIFIED AFTER 12 YEARS
DOD DIR 5200.10
a. R. Lomborn
BY *William E. Jan* on *10/20/59*
BY *William E. Jan* on *10/20/59*
NAME & GRADE (IF INDIVIDUAL MAKING CHANGE)

C6/AT/105 XSM-65A/10/11/57

Characteristics Summary Basic Mission XSM-65A



PERFORMANCE																	
FLIGHT TIME	RANGE	VELOCITY															
Powered Flight 125 seconds Total Flight Early Series - 414 seconds Later Series - 428 seconds (see note 3)	Early Series - 452 n. mi. Later Series - 472 n. mi.	At Burnout Early Series - 9321 ft/sec Later Series - 9431 ft/sec															
LAUNCHING	ACCELERATION	ALTITUDE															
Spacecraft is erected to vertical position on a launcher by a combination workstand and transport trailer. Workstand is removed and spacecraft is readied for launching.	Powered Flight Thrust/Wt "G" Launch 1.5 1st Stage 7.4	At Burnout Early Series - 178,211 ft Later Series - 184,626 ft Apogee Early Series - 386,000 ft Later Series - 416,000 ft															
L O A D	W E I G H T S	TARGET ACCURACY															
Propellant 165,387 lb* 182,356 lb** Instrumented Nose Cone 155 lb* 3500 lb** *Early Series **Later Series	<table style="width: 100%; border: none;"> <tr> <td style="width: 33%;"></td> <td style="width: 33%; text-align: center;">Early Series</td> <td style="width: 33%; text-align: center;">Later Series</td> </tr> <tr> <td>*Empty</td> <td style="text-align: center;">- 15,613 lb</td> <td style="text-align: center;">- 18,898 lb</td> </tr> <tr> <td>Prop.</td> <td style="text-align: center;">- 165,387 lb</td> <td style="text-align: center;">- 182,356 lb</td> </tr> <tr> <td>N. Cone</td> <td style="text-align: center;">- 155 lb</td> <td style="text-align: center;">- 3500 lb</td> </tr> <tr> <td>Launch</td> <td style="text-align: center;">- 181,000 lb</td> <td style="text-align: center;">- 201,254 lb</td> </tr> </table> *Includes nose cone		Early Series	Later Series	*Empty	- 15,613 lb	- 18,898 lb	Prop.	- 165,387 lb	- 182,356 lb	N. Cone	- 155 lb	- 3500 lb	Launch	- 181,000 lb	- 201,254 lb	A theoretical CEP shall be less than 50 nautical miles. A CEP cannot be demonstrated because of probable missile structural failure following the termination of powered flight.
	Early Series	Later Series															
*Empty	- 15,613 lb	- 18,898 lb															
Prop.	- 165,387 lb	- 182,356 lb															
N. Cone	- 155 lb	- 3500 lb															
Launch	- 181,000 lb	- 201,254 lb															

- ### N O T E S
1. Performance Basis:
 - (a) Contractors Estimated Data (Not substantiated by WADC).
 2. Revision Basis:
 - (a) Initial issue
 3. Programmed turn to reach ballistic flight path at 15,000 ft altitude.