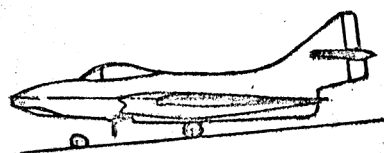
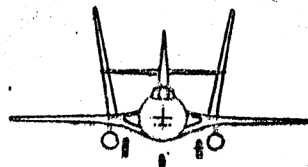
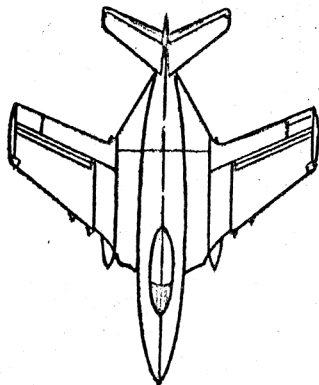


# CHARACTERISTICS SUMMARY

SPECIAL STORE DELIVERY

F9F-8B

GRUMMAN



WING AREA 337 Sq. Ft.  
WING SPAN 34' - 6"

LENGTH 41' - 9"  
HEIGHT 12' - 3"

AVAILABILITY			PROCUREMENT			
NUMBER AVAILABLE			NUMBER DELIVERED			
			IN FISCAL YEARS			
ACTIVE	RESERVE	TOTAL				

## STATUS

First Production .....January 1954  
Service Use .....October 1954

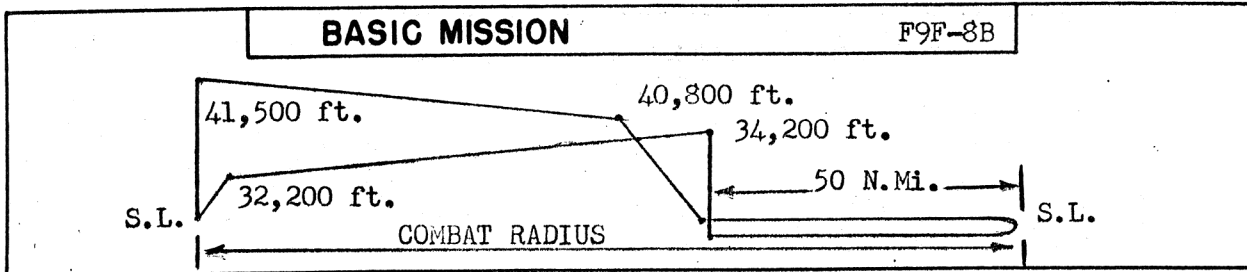
ENGINES			
1	P&W J-48-P-8A		
T.O.	LBS	RPM	ALT
T.O.	7250	11000	SSL
MIL.	7250	11000	SSL
NORM.	5600	10400	SSL

FEATURES
CREW - 1
Cambered L. E. Wing
Ejection Seat
All Moveable Stabilizer
-----
Max Store Cap 4,000#
-----
1 External Tank - 150 gals.

ARMAMENT
GUNS
4 - 20mm - Fuse - 760 rds.
BOMBS
1125 lb. Store

NAVAER 1519 A (REV. 1-49)

## CHARACTERISTICS SUMMARY



PERFORMANCE		
<b>COMBAT RADIUS</b>	<b>COMBAT RANGE</b>	<b>SPEED</b>
295 naut. mi. 419 knots avg. 1.4 hrs. Mission Time SPECIAL STORE PROBLEM SEA LEVEL DELIVERY 1,125 lb. Store	915 naut. mi. 413 knots avg. -- hours	554 knots at S.L. ft. 556 knots at 5,000 ft. 532 knots at 10,000 ft.  Combat Weight Military Power
<b>CLIMB</b>	<b>CEILING</b>	<b>TAKE OFF</b>
3,640 ft./min. Sea Level, T. O. wt. Military Power	36,600 ft. 100 ft./min., T. O. wt. Military Power	5,330 ft. Calm No Assist
5,410 Ft/min S.L. Combat Weight Military Power	41,700 ft. 500 ft/min Combat weight Military Power	3,690 ft. 25 kt wind No Assist
<b>LOAD</b>	<b>WEIGHTS</b>	<b>STALLING SPEED</b>
Fuel 1,215 gal. fixed 1,065 drop 150 JP-4 Max. Cap. 1,363 gals.	Empty 11,866 lbs. *Combat 18,035 lbs. Take-off 22,575 lbs. *Store expended	123.2 knots Power Off Flaps down, T. O. wt.  <b>TIME TO CLIMB</b> 30,000 ft. in 12.0 min. T.O. Wt., Mil. Power

### NOTES

PERFORMANCE BASIS: Contractor and NATC flight test of clean F9F-8 airplane.  
Store data based on estimated calculations.  
Range and radius based on Contractor and NATC flight test fuel consumption increased by 5%.