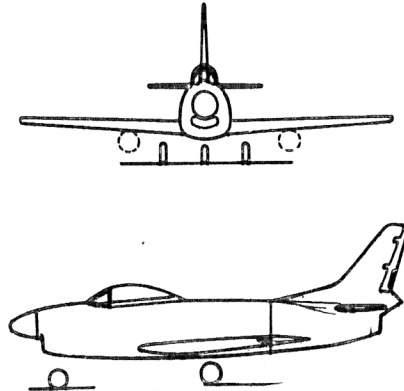
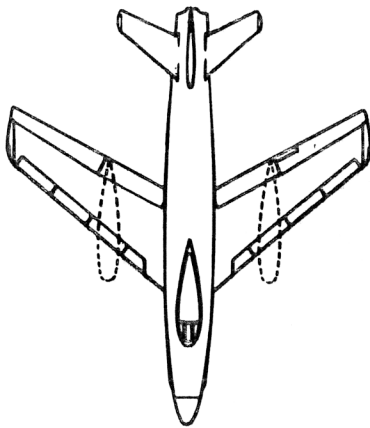


*Duplicate in Sabre Book  
8/28/58*

# Characteristics Summary

FIGHTER (INTERCEPTOR) . . . . . F-86 L



SABRE

NORTH AMERICAN

Wing Area . . . . . 313.37 sq ft    Length . . . . . 40.3 ft  
Span . . . . . 39.1 ft    Height . . . . . 15.0 ft

AVAILABILITY			PROCUREMENT			
Number available			Number to be delivered in fiscal years			
ACTIVE	RESERVE	TOTAL				

## STATUS

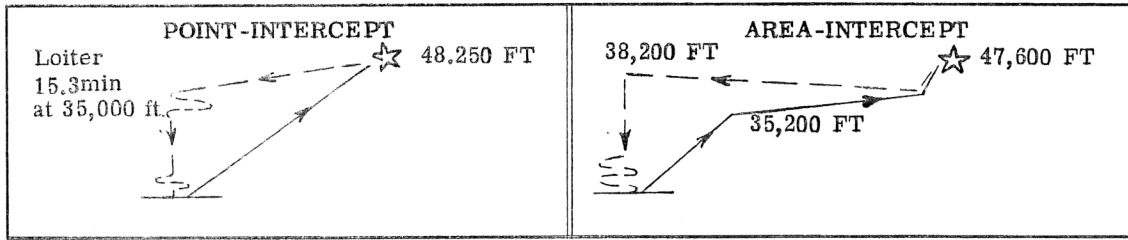
The F-86L aircraft are modified F-86D's. The modification consists of modernization of the electronic equipment and incorporation of the 6-3 slatted wing leading edge with 12 in. wing tip extensions for improved high altitude maneuvering.

Navy Equivalent: None

Mfr's Model: NA-190, -201

POWER PLANT	FEATURES	ARMAMENT
(1) J47-GE-33 General Electric ENGINE RATINGS S.L.S. LB - TEMP - MIN Max: *7650 - 685°C - 15 Mil: 5550 - 685°C - 30 Nor: 5100 - 635°C - Cont * With afterburner operating 7950 RPM remains constant for normal power and higher.	Crew . . . . . 1 F-5 automatic pilot Anti-G suit provisions All-movable horizontal tail Irreversible flight controls Wing leading edge slats Braking parachute E-4 rocket fire control system Max fuel capacity: 848 gal	Guns . . . . . None Bombs . . . . . None Rockets.. 24x2.75" FFAR Rockets are carried in a retractable launcher.

*Characteristics Summary Basic Mission* ..... F-86L



PERFORMANCE																	
INTERCEPT	FERRY RANGE	S P E E D															
POINT (b) Total Mission Time for Interception at 48,250 ft. Equals 33.6 minutes  227 AREA Nautical Miles at 478 Knots Average in 1.11 hours	652 naut. mi. with 848 gal. fuel at 477 knots avg. in 1.42 hours at 19,884 lb. T.O. wt.	POINT COMBAT 500 knots at 48,250 ft. alt, max. power MAX 602 knots at zero ft. alt, max. power BASIC 535 knots at 40,000 ft. alt. max. power															
CLIMB	CEILING	TAKE-OFF															
POINT 11,100 fpm. at S.L. Take-Off Weight, Max. Power	POINT 49,600 ft. at 100 fpm, Take-Off Weight, Max Power	ground run AREA 2450 ft.   — ft. no assist   assisted															
POINT 12,200 fpm. at S.L. Combat Wt., Max. Pow.	POINT 48,250 ft at 500 fpm, Combat Weight, Max. Power	over 50 ft. height AREA 3650 ft.   — ft. no assist   assisted															
LOAD	WEIGHTS	STALLING SPEED															
Rockets . 24 x 2.75" FFAR  <table border="0"> <tr> <td></td> <td>POINT</td> <td>AREA</td> </tr> <tr> <td>Fuel</td> <td>608 gal.</td> <td>848 gal.</td> </tr> <tr> <td>protected</td> <td>0 %</td> <td>0 %</td> </tr> <tr> <td>droppable</td> <td>0 %</td> <td>28.3 %</td> </tr> <tr> <td>external</td> <td>0 %</td> <td>28.3 %</td> </tr> </table>		POINT	AREA	Fuel	608 gal.	848 gal.	protected	0 %	0 %	droppable	0 %	28.3 %	external	0 %	28.3 %	Empty 13,822 lb. Combat 16,252 lb. Point 17,160 lb. Area Take-off 18,484 lb. Point 20,276 lb. Area limited by mission	AREA 119 knots power-off, landing configuration, take-off weight TIME TO CLIMB POINT 13.0 (b) Min. S.L. to 48,250 Ft. Take-off Weight, Max. Power
	POINT	AREA															
Fuel	608 gal.	848 gal.															
protected	0 %	0 %															
droppable	0 %	28.3 %															
external	0 %	28.3 %															

**N O T E S**

1. Performance Basis:  
 (a) Calculations based on flight tests of F-86D  
 (b) From standing start

2. Revision Basis:  
 (a) Initial issue